



# DEEP RIPPER CHISEL PLOW

The Collier & Miller Deep Ripper Chisel Plow is engineered for fast, effective ripping across row-crop, cotton, and irrigation fields.

Built with a heavy-duty frame, it delivers powerful, wide-ranging ripping action with dependability. The customisable tyne configuration—available in 19, 21, or 25 tynes—ensures versatility for various farming needs.

With high ground clearance, it glides smoothly through even the toughest ripping depths, enhancing on-farm efficiency and productivity.

## FEATURES & BENEFITS

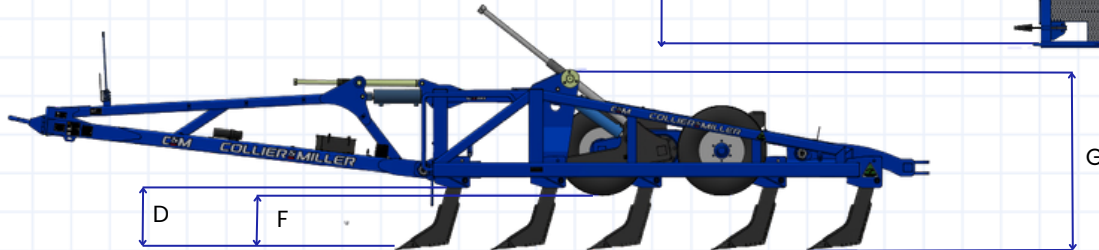
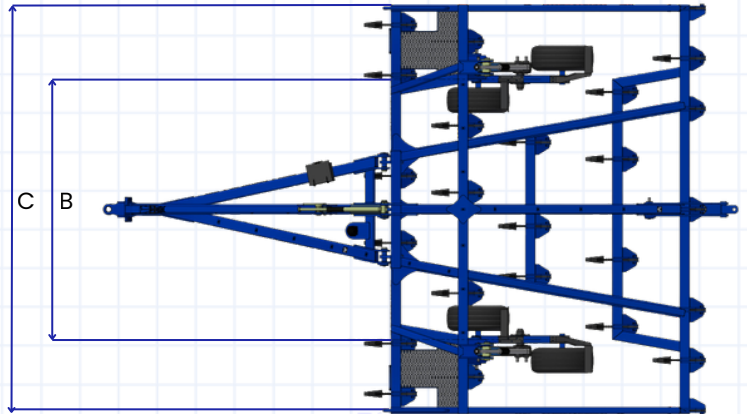
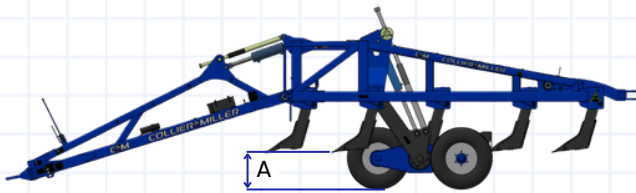
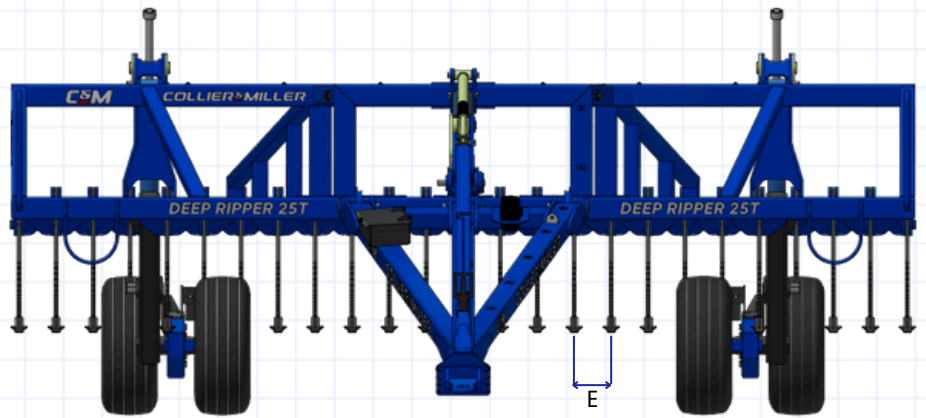
- Heavy-duty construction
- Hydraulic depth control
- Easily adjusted positive depth control stops to increase longevity of hydraulic cylinders
- Custom tyne configuration for your needs
- 30inch (750mm) ground clearance
- High strength 20mm 400 grade Bisalloy shanks with 10 tonne breakout force
- Chocolate bar dolomite block on leading edge of tyne
- Hydraulic top-link levelling



**COLLIER & MILLER**



**SCAN FOR  
MORE INFO**



MODEL	CMDRCP
DESCRIPTION	C&M Deep Ripper Chisel Plough
TYNE THICKNESS AND MATERIAL	25mm 400 Grade Bisalloy
NUMBER OF TYNES	19, 21 or 25
POSITIVE DEPTH CONTROL STOPS	Yes
SHEAR PIN BREAKOUT	6000kg
AXLES	15000kg each @ 25kph
TYRES	425/65R 22.5
A = TRAVELLING CLEARANCE FROM POINT TO GROUND	555mm
B = WHEEL CENTRES	4000mm
C = OVERALL WIDTH OF MACHINE	6100mm
D = CLEARANCE UNDER BAR	652mm
E = TYNE CENTRES	250mm or 305mm
F = MACHINE RIPPING DEPTH	572mm
G = OVERALL HEIGHT	1880mm
MINIMUM HORSE POWER	400HP*
WEIGHT	19T = 7400kg, 21T = 7900kg, 25T = 8400kg
DRAW BAR BUSH DIAMETER	50.8mm
POWDER COATED FINISH	Yes

**\*DISCLAIMER\*** Horsepower is dependent on ripping depth

**COLLIER & MILLER**